



Guide for Printing Legacy, Smart and Enhanced UL Certification Marks

This document provides guidance on UL requirements for the printing of its registered certification Mark, hereinafter referred to as the UL Mark. It further assists UL authorized label suppliers (printers) who reproduce the Mark by helping them understand their obligations.

Authorized Supplier's Agreement (L-10)

The "AGREEMENT WITH SUPPLIER OF CERTIFICATION MARKS" must be properly signed and executed before a supplier may reproduce the UL Mark. This agreement between the supplier and UL establishes the legal obligations of the supplier of UL's ownership, control of the printing and use of the UL name. The execution of the Agreement does not in itself constitute permission to manufacture any Marks. It is a recognition that the UL Marks are to be manufactured only when and as authorized by UL. Once the agreement is properly executed, the supplier becomes eligible to reproduce the UL Mark and the supplier's name will be added to UL's Published Directory of Authorized Label Suppliers and will be accessible via the UL website at: For US or For Canada.

To verify adherence to the Agreement and applicable requirements, UL reserves the right to have free, unannounced and immediate access to such facilities during normal business hours, or when the supplier's facilities are in operation, to examine all records relating to the printing, manufacture, delivery, shipment or distribution of UL Marks. A copy of the signed and executed agreement shall be kept by the supplier and be made available upon demand during the periodic audit visits from the UL representative.

The Certification Mark

Upon successful certification of a product, UL authorizes the manufacturer to apply the UL Certification Mark on products as the manufacturer's declaration that the product was manufactured in accordance with the requirements of UL.

This authorization applies only to those products that comply with the UL requirements and are manufactured at facilities authorized by UL. Production is audited by UL representatives to confirm that products bearing the UL Mark continue to meet UL requirements.

The UL Mark, which can appear in several different forms or abbreviations is registered with the United States Patent and Trademark Office, and is also registered in many other countries. Following are examples of the LISTED and CLASSIFIED Mark. A complete list of UL Marks and downloadable versions with dimensional proportions of the UL symbols can be obtained at UL's Web site at <http://www.ul.com/marks>. For UL's Smart and Enhanced UL Marks, UL customers of certified product are required to build artwork using UL's Marks Hub at the following link <https://markshub.ul.com>. Once a manufacturer receives approval from UL for the enhanced mark, the manufacturer may place an order of the UL Smart and Enhanced UL Mark with a supplier providing a copy of the approved artwork. UL will not review UL Mark artwork submitted from a supplier.

Printing The UL Mark

Records: Suppliers shall retain all records pertaining to orders of UL Marks for a minimum of two years. These records shall be accessible during the periodic audit visits conducted by a representative of UL. For additional information, please visit our UL Marks information page at <http://www.ul.com/marks>.

Printing of UL Marks on Holographic Material: For certain types of products, UL requires the UL Mark to appear on

special holographic substrate material. To control the flow of holographic labels, UL only works with one source for the printing UL Marks on this holographic material. No other printing sources will be considered. The product categories that require the use of this special holographic substrate material can be found at: <http://www.ul.com/marks>. To avoid confusion with legitimate UL hologram labels UL Marks shall not be printed on any type or style of holographic substrate material, except as noted above.

Label Materials and Permanence of Marking Requirements:

Labels that bear the UL Mark are not subject to specific label material, ink or durability requirements, except as noted in section –“Printing of UL Marks on Holographic Material” (noted above) for categories that require UL holographic material, or if the UL Mark appears on the same label as other markings described in the Follow-Up Service Procedure and those markings are required to appear on a label made from a specific material, ink or meet specific durability requirements. To determine if the UL Mark or other additional information provided on the label comply with these requirements, manufacturers must reference their UL Follow-Up Service Procedure covering their product or contact their UL project engineer for guidance. Label printers interested in determining a customer’s label requirements should request that information from the manufacturer. Additional information about Permanence of Marking requirements is available at www.ul.com/labels.

The evidence of UL certification is the UL Mark on the product, if the UL Mark should come off, then that product is no longer considered UL certified. Therefore, the manufacturer should exercise caution in selecting a label material and ink to mitigate any risk associated with loss of UL certification.

Authorization for Suppliers to Reproduce the UL Mark

Type R Marks: The Type R UL Mark consists of the following elements:

- Appropriate UL symbol, CERTIFIED, LISTED or CLASSIFIED
- Product name (may include ancillary information as

required for the product category)

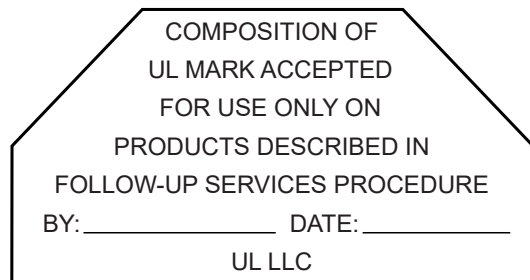
- A UL file number or control number (consisting of 4 alpha-numeric characters)

In addition to the above required elements, the manufacturer may include other information on the UL Mark label including their company name, electrical ratings, warning markings, date codes, place of manufacture, etc. However, none of this other information should interfere with the required elements of the Mark as authorized by UL on the stamped drawing or as shown on the Listing Mark Data Page or Classification Marking Data Page.

As authorization from UL to print Type R marks, suppliers must obtain from the UL customer a copy of the Listing Mark Data Page, Classification Mark Data Page, or a copy of the UL Mark stamped artwork that was submitted to UL by the manufacturer. **UL will not review UL Mark artwork submitted from a supplier.** Requests for review of artwork may be submitted directly to UL only by the manufacturer of the UL product.

UL’s Listing Mark Data Page or Classification Marking Data Page are part of the manufacturer’s copy of the UL Follow-Up Service Procedure and describe the required elements of the UL Mark. The UL manufacturer is to ensure that UL Marks are printed in accordance with the elements required in the Listing Mark Data Page or Classification Mark Data Page.


An example of the stamp used by UL to authorize the UL Mark layout for manufacturers are shown below:



Examples of a Listing and Classification Mark Data Page are shown below:


File Vol. Page 1 Issued: yyyy/mm/dd
Listing Mark Data Page
(FILE IMMEDIATELY AFTER AUTHORIZATION PAGE)
TYPE L LISTING MARK

The Type L Listing Mark consists of the following elements placed in close proximity and shall appear on Listed products only. Minimum size is not specified, as long as the Listing Mark is legible. The following is suggested.



PRODUCT IDENTITY
ISSUE NO. XX-XXX,XXX
(or)
NO. XX-XXXXXX

or



LISTED

PRODUCT IDENTITY
ISSUE NO. XX-XXXXXX
(or)
NO. XX-XXXXXX

Product Identity - The appropriate product name as described elsewhere in this Procedure. The product name is that name assigned by UL to this type or category of product.

XX-XXXXXX - A serial or issue number assigned by a UL Label Center that typically changes for each label or specific label quantity. Serial numbers will be preceded by the word "NO." and issue numbers will be preceded by the words "ISSUE NO."

The minimum height of the registered trademark symbol ® shall be 3/64 of an inch. When the overall diameter of the UL Mark is less than 3/8 of an inch, the trademark symbol may be omitted if it is not legible to the naked eye. Downloadable versions of the UL symbol can be obtained from UL's website at: www.ul.com/marks_labels/mark/art.htm

STANDARD and COMBINATION LABELS

There are two types of Type L labels, Standard and Combination. Your UL Label Center can advise you if Standard Labels are available for your product. UL Label Center contact information can be found at: www.ul.com/marks_labels/label/centers.html

Standard labels contain only the four required elements of the UL Mark as shown above, and additionally for some product categories, a denomination such as feet, pieces, etc. Stock of Standard labels is maintained by UL and is available for select product categories.

Combination labels contain the same information as the Standard labels but will additionally include the UL File Number or Lister's Name, and may also include information such as model numbers, electrical ratings and other markings as required by the UL Follow-Up Service Procedure. Combination labels are unique and therefore are not maintained by UL.

ORDERING UL MARKS

UL Listing Marks for products under Type L Follow-Up Service are strictly controlled and all orders for labels must be processed through a UL Label Center by sending a copy of the label order to the UL Label Center. The Label Center will review the layout and, if acceptable, will provide authorization for the UL Authorized Printer to print the Marks. A list of UL authorized label suppliers can be found on UL's online directory at: www.ul.com/marks_labels/label/index.html

File Vol. Page 1 of 2 Issued:yyyy/mm/dd
Classification Mark Data Page
(FILE IMMEDIATELY AFTER AUTHORIZATION PAGE)
TYPE L CLASSIFICATION MARK

COMPOSITION AND ELEMENT:

The Type L Classification Mark shall consist of the following and shall appear on the (product) (product container) (packaging).

PRODUCT IDENTITY
LIMITATION OF INVESTIGATION
ISSUE NO. XX-XXXXXX
(or)
NO. XX-XXXXXX


Product Identity - The appropriate product name as described elsewhere in this Procedure. The product name is that name assigned by UL to this type or category of product.

Limitation of Investigation - The criteria, specifications or Standard to which the product was investigated. The specific limitation will be identified elsewhere in this Procedure.

XX-XXXXXX - A serial or issue number assigned by a UL Label Center that typically changes for each label or specific label quantity. Serial numbers will be preceded by the word "NO." and Issue numbers will be preceded by the words "ISSUE NO."

MARKING:

The following symbol must be located adjacent to or in close proximity to the regular Classification Mark as shown above.



The minimum height of the registered trademark symbol ® shall be 3/64 of an inch. When the overall diameter of the UL Mark is less than 3/8 of an inch, the trademark symbol may be omitted if it is not legible to the naked eye. Downloadable versions of the UL symbol can be obtained from UL's website at: www.ul.com/marks_labels/mark/art.htm

For CCNs that were created prior to 2013, these unique pages placed in every Type R Listed and Classified Follow-Up Service Procedure identified the Certification Mark elements. Effective 2013, Listing or Classification Mark Data Page templates like these are no longer created for new Type R Listed or Classified CCNs. This document serves to help manufacturers and UL Field Staff understand the required Certification Mark text and format required to properly reference UL on the end product or packaging. Marking requirements are contained in the individual Guide Card information for the specific CCN.

Type L Marks: The Type L Mark consists of the following elements:

- Appropriate UL symbol, CERTIFIED, LISTED, CLASSIFIED or Recognized Component. Only the following Type L categories for product certified under UL's Recognized Component program, use the RECOGNIZED COMPONENT symbol: Appliance Wiring Material, Wiring Harness, and Processed Wire.
- Product name (may include ancillary information as required for the product category)
- SERIAL NO, LOT NO, OR ISSUE NO followed by the numbers appearing on the printing authorization order from UL.
- UL Lister Company name or UL File Number.

In addition to the above, the manufacturer may include other information along with the Type L Mark including electrical ratings, warning markings, date codes, place of manufacture, etc.

Type L Marks will be shipped as directed on the authorization order. As an added level of control, the UL field engineer assigned to the manufacturer's facility will review the Marks and quantity of Marks received by the manufacturer.

The authorization from UL to print the order of Type L UL Marks will include the name of the supplier, the appropriate UL symbol, appropriate working, the Serial, Lot No, or Issue numbers and the specific quantity of UL Marks to be produced. UL may also specify the label material, packaging and shipping instructions. In addition, the supplier must comply with the general "Terms and Conditions" that appear as part of each UL authorization to reproduce Type L Marks and at the following link: http://www.ul.com/wp-content/uploads/2014/04/ul_labels_Terms_and_Conditions.pdf.

UL Label Centers

UL has Label Centers worldwide. These Label Centers can process printing order authorizations for UL Marks under Type L Service. To locate the UL Label Center closest to you, please visit UL's website at the following link or contact a Customer Service Professional at the UL office in your area: <http://www.ul.com/marks/ul-listing-and-classification-marks/labels/label-centers>.